Dear Maroochydore SLSC Member,

In 2016 Surf Life Saving Queensland launched its own e-learning platform which was independent of SLSA. If you completed the SLSQ 2016/2017 Season Skills Maintenance last year, you would have used this site already and set up your account last year and do not need to create a new account. New/first time users will need to create your account by choosing your own username and password and by providing some basic details so that we can help your club keep track of what you have completed. Please make sure you keep your username and password safe.

If you remember your username and password from setting up your account last year you will not need to complete steps 3 and 4.

All active patrolling and award members will need to complete the 2017/2018 Skills Maintenance. Follow the directions provided below to get started.

Step 1: Type **elearning.alaq.com.au** into your internet browser URL bar. Once you arrive at the launch page you will need to click on '**Login**' at the top right of the screen.



Step 2:
If you did the SLSQ Skills Maintenance last year, click on the '**Login'** button and use the account details you set up last year or click 'Forgot your username/password?' to retrieve it.

If you did not complete the SLSQ Skills Maintenance last year, you will need to click on the '**Create new account**' button which appears on the screen.

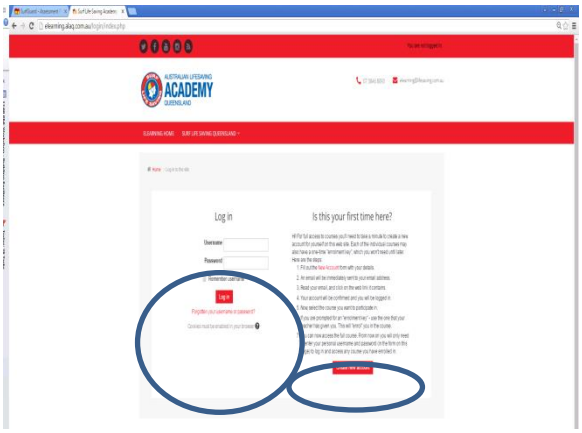

Step 3: Only required if you did not create an account last year.
Enter your details ensuring that you select a username and password that you will remember easily. Mandatory fields must be completed (if you have dual club memberships, enter the club name where you will be completing courses/skills maintenance). Once details are complete, click '**Create my account**'. You will get a message pop up saying you have been sent a confirmation email to the email

Surf Life Saving Queensland
18 Manning Street
South Brisbane QLD 4101
PO Box 3747
South Brisbane QLD 4101
t. +61 7 3846 8000
f. +61 7 3846 8008
w. lifesaving.com.au
ABN 27 360 485 381

address you listed. NOTE: the email address needs to be unique, family members cannot use the same email address.

Step 4: Only required if you did not create an account last year.
Locate your confirmation email in your email programme. If this does not come through to your inbox, please check your junk/spam mail folder as we have found that some user's mail settings are specifying it as junk mail. **Click on the confirmation link contained with in your email** to activate your account.

Step 5: You are now ready to commence your Skills Maintenance/course, so select **2017/2018 Skills Maintenance** from the course list. Scroll down the list until you find your group name (select your Club name) and type the enrolment key you have been provided for your club (see below)

For your club your details are:

Enrolment Group Name to locate: Maroochydore SLSC

Enrolment Key to type in box: slsqmaroochydore

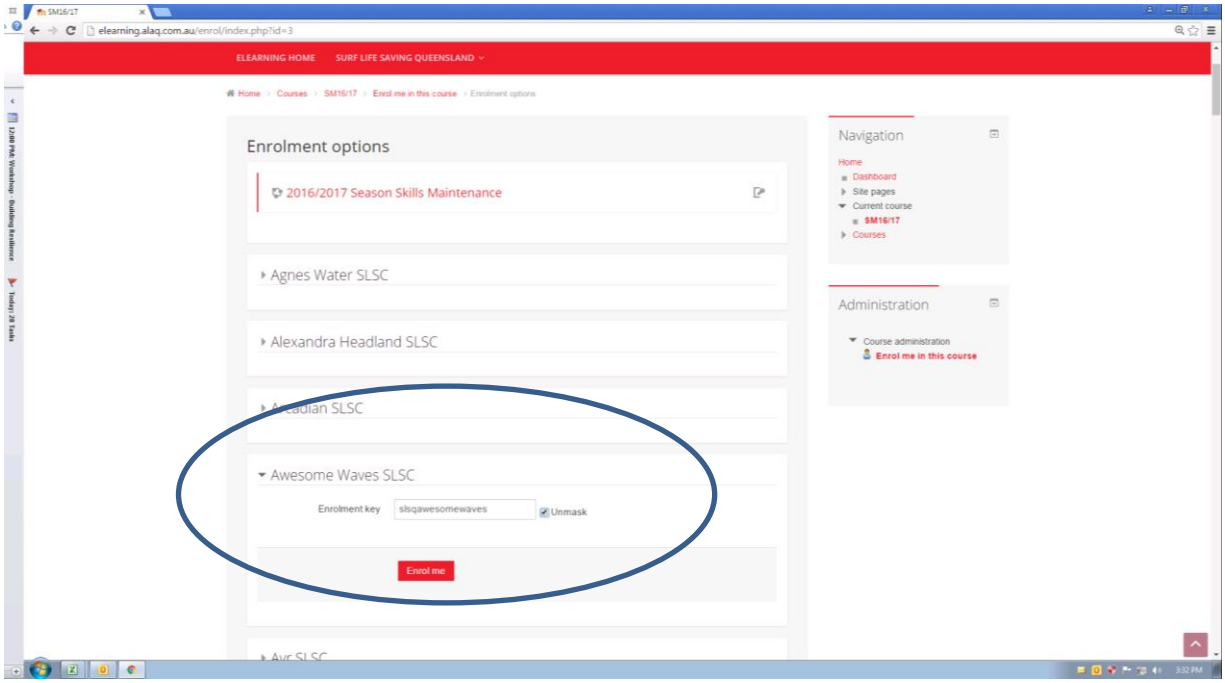

If you have dual membership and wish to enrol under the other club, please contact them for their details.

If you have any issues, please contact Surf Life Saving Queensland.
T: 07 3846 8093 (during business hours) or E: elearning@lifesaving.com.au

Surf Life Saving Queensland
18 Manning Street
South Brisbane QLD 4101
PO Box 3747
South Brisbane QLD 4101
t. +61 7 3846 8000
f. +61 7 3846 8008
w. lifesaving.com.au
ABN 27 360 485 381